

# Coronavirus Disease 2019 (COVID-19)

## Cases in U.S.

Updated March 27, 2020

This page will be updated regularly at noon Mondays through Fridays. Numbers close out at 4 p.m. the day before reporting.

CDC is responding to an outbreak of respiratory illness caused by a novel (new) coronavirus. The outbreak first started in Wuhan, China, but cases have been identified in a growing number of other [locations internationally](#), including the United States. In addition to CDC, [many public health laboratories are now testing for the virus that causes COVID-19](#).

### COVID-19: U.S. at a Glance\*

- Total cases: 85,356
- Total deaths: 1,246
- Jurisdictions reporting cases: 54 (50 states, District of Columbia, Puerto Rico, Guam, and US Virgin Islands)

\* Data include both confirmed and presumptive positive cases of COVID-19 reported to CDC or tested at CDC since January 21, 2020, with the exception of testing results for persons repatriated to the United States from Wuhan, China and Japan. State and local public health departments are now testing and publicly reporting their cases. In the event of a discrepancy between CDC cases and cases reported by state and local public health officials, data reported by states should be considered the most up to date.

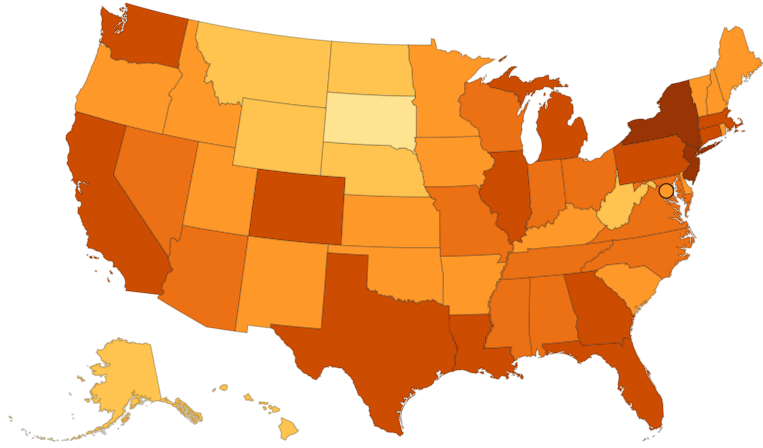
### Cases of COVID-19 Reported in the US, by Source of Exposure\*†

Travel-related	712
Close contact	1,326
Under investigation	83,318
Total cases	85,356

\* Data include both confirmed and presumptive positive cases of COVID-19 reported to CDC or tested at CDC since January 21, 2020, with the exception of testing results for persons repatriated to the United States from Wuhan, China and Japan. State and local public health departments are now testing and publicly reporting their cases. In the event of a discrepancy between CDC cases and cases reported by state and local public health officials, data reported by states should be considered the most up to date.

† CDC is no longer reporting the number of persons under investigation (PUIs) that have been tested, as well as PUIs that have tested negative. Now that states are testing and reporting their own results, CDC's numbers are not representative of all testing being done nationwide.

### States Reporting Cases of COVID-19 to CDC\*



#### Reported Cases

(last updated March 26, 2020)

- None
- 6 to 50
- 51 to 100
- 101 to 500
- 501 to 1000
- 1001 to 5000
- 5001 or more

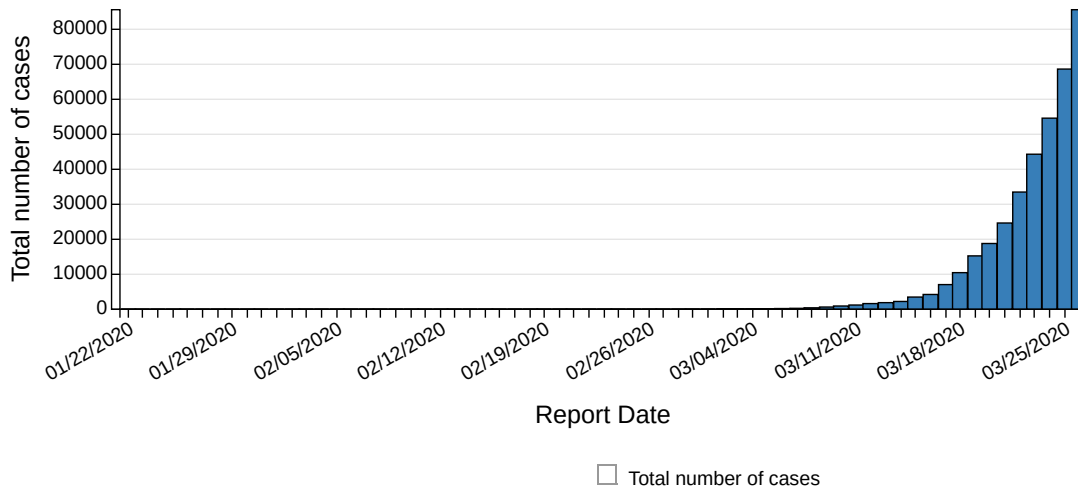
Territories **AS** **GU** **MH** **FM** **MP** **PW** **PR** **VI**



\* Data include both confirmed and presumptive positive cases of COVID-19 reported to CDC or tested at CDC since January 21, 2020, with the exception of testing results for persons repatriated to the United States from Wuhan, China and Japan. State and local public health departments are now testing and publicly reporting their cases. In the event of a discrepancy between CDC cases and cases reported by state and local public health officials, data reported by states should be considered the most up to date.

\*Self-reported by health department characterizing the level of community transmission in their jurisdiction as: "Yes, widespread" (defined as: widespread community transmission across several geographical areas); "Yes, defined area(s)" (defined as: distinct clusters of cases in a, or a few, defined geographical area(s)); "Undetermined" (defined as: 1 or more cases but not classified as "Yes" to community transmission); or "N/A" (defined as: no cases).

**Cumulative total number of COVID-19 cases in the United States by report date, January 12, 2020, to March 26, 2020, at 4pm ET (n=85,356)\***

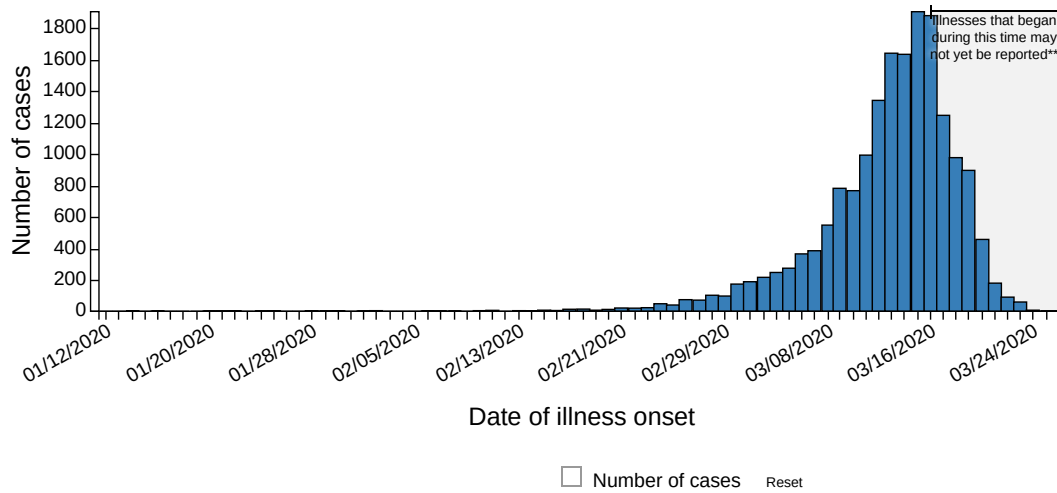


Total number of COVID-19 cases in the United States by date reported								
	01/22/2020	01/23/2020	01/24/2020	01/25/2020	01/26/2020	01/27/2020	01/28/2020	01/29/2020
Total number of cases	1	1	2	2	5	5	5	5

Scroll for additional info

\* Does not include cases among persons repatriated to the United States from Wuhan, China and Japan.

## COVID-19 cases in the United States by date of illness onset, January 12, 2020, to March 26, 2020, at 4pm ET (n=17,849)\*



COVID-19 cases in the United States by date of illness onset

	01/12/2020	01/13/2020	01/14/2020	01/15/2020	01/16/2020	01/17/2020	01/18/2020	01/19/2020	0
Number of cases	0	0	2	0	1	0	0	0	0

Scroll for additional info

Region Name	Start Date	End Date
Illnesses that began during this time may not yet be reported**	03/16/2020	03/26/2020

\* Does not include cases among persons repatriated to the United States from Wuhan, China and Japan, or U.S.-identified cases where the date of illness onset or specimen collection date has not yet been reported. Date is calculated as illness onset date if known. If not, an estimated illness onset date was calculated using specimen collection date.

Note: On March 24, CDC updated the data included in this figure to include estimated illness onset date.

## Related Pages

[Confirmed COVID-19 Cases Global Map](#)

[About Coronavirus Disease 2019 \(COVID-19\)](#)

[Information for Healthcare Professionals](#)

[Guidance for Travelers](#)

Page last reviewed: March 27, 2020