



Coronavirus Disease 2019 (COVID-19)

Cases of Coronavirus Disease (COVID-19) in the U.S.

Last updated April 17, 2020

This page is updated daily. Numbers reported on Saturdays and Sundays are preliminary and not yet confirmed by state and territorial health departments. These numbers will be modified when numbers are updated on Mondays.

CDC does not know the exact number of COVID-19 illnesses, hospitalizations, and deaths for a variety of reasons. COVID-19 can cause mild illness, symptoms might not appear immediately, there are delays in reporting and testing, not everyone who is infected gets tested or seeks medical care, and there may be differences in how states and territories confirm numbers in their jurisdictions.

U.S. At A Glance^{1,2}

Total Cases*	661,712
Total Deaths*	33,049
Total Jurisdictions**	55

*Total cases includes 1,282 probable cases and total deaths includes 4,226 probable deaths.

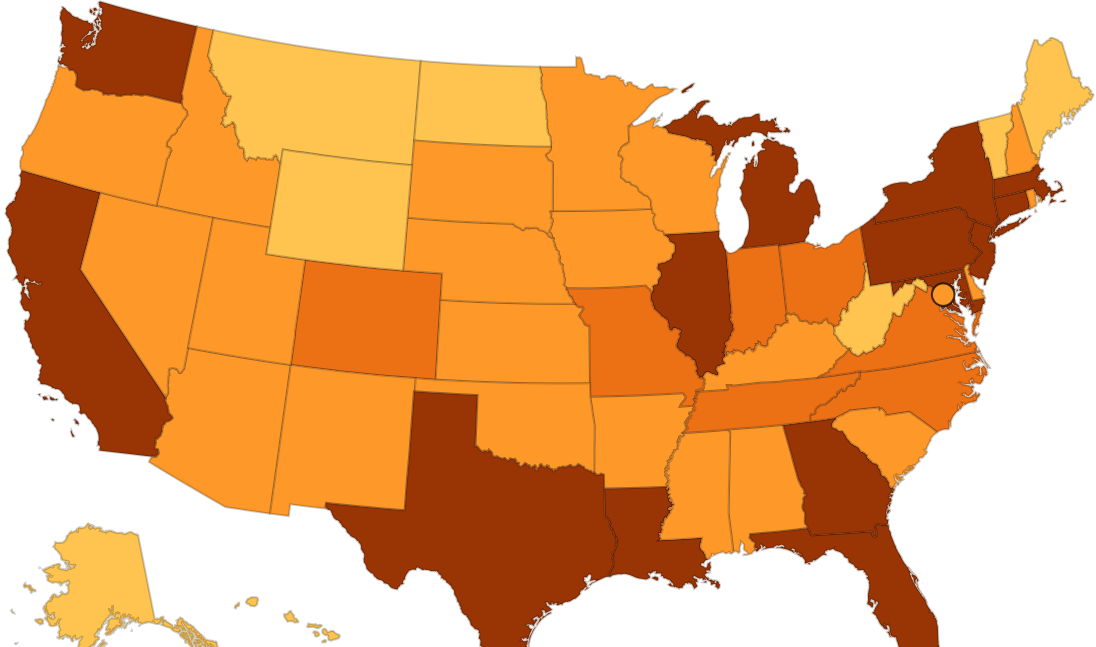
**Total jurisdictions includes 50 states, District of Columbia, Guam, the Northern Mariana Islands, Puerto Rico, and the U.S Virgin Islands



Number of COVID-19 Cases in the U.S., by State or Territory^{2,3}

April 16, 2020

This map shows confirmed and probable COVID-19 cases reported by U.S. states, U.S. territories, and the District of Columbia. Each [state's health department](#) reports how much the virus has spread in their community.



Reported Cases

- None
- 1 to 100
- 101 to 1000
- 1001 to 5000
- 5001 to 10000
- 10001 or more

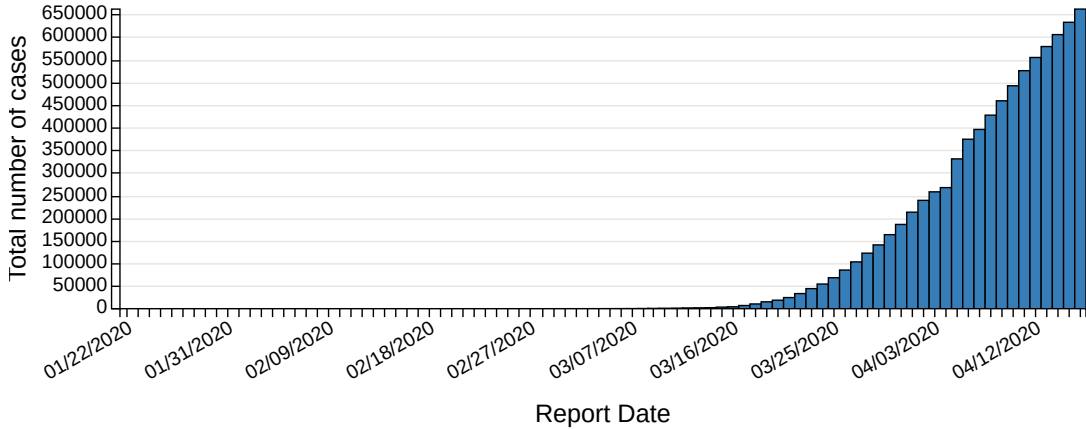
Add U.S. map to your website.

Embed Code Here



Number of COVID-19 Cases in the U.S., by Date Reported²

January 22 to April 16, 2020
(n=661,712)



Total

Total number of COVID-19 cases in the United States by date reported

	01/22/2020	01/23/2020	01/24/2020	01/25/2020	01/26/2020	01/27/2020	01/28/2020	01/29/2020	01/30/2020	01/31/2020	02/01/2020	02/02/2020
Total	1	1	2	2	5	5	5	5	5	7	8	8

Scroll for additional info

Demographic characteristics of COVID-19 cases in the U.S. (n=497,161)⁴

	No. of cases (% of total)

Age group (years)	< 18	18-44	45-64	65-74	75+	Unknown	Total
Totals	8,930	179,938	183,722	53,648	57,397	13,526	497,161
Race missing/unspecified	7,400 (83%)	144,315 (80%)	141,222 (77%)	37,973 (71%)	36,754 (64%)	8,965 (66%)	376,629 (76%)
Race specified	1,530 (17%)	35,623 (20%)	42,500 (23%)	15,675 (29%)	20,643 (36%)	4,561 (34%)	120,532 (24%)
Among those with race specified							
American Indian or Alaska Native	23 (1.5%)	310 (1%)	277 (0.7%)	87 (0.5%)	54 (0.3%)	14 (0.3%)	765 (1%)
Asian	59 (4%)	1,823 (5%)	2,003 (5%)	548 (3%)	616 (3%)	258 (6%)	5,307 (4.4%)
Black or African American	437 (28.5%)	11,018 (31%)	14,218 (33%)	5,293 (34%)	4,601 (22.3%)	931 (20%)	36,498 (30%)
Native Hawaiian or other Pacific Islander	7 (0.5%)	160 (0.5%)	136 (0.3%)	40 (0.3%)	27 (0.2%)	13 (0.3%)	383 (0.3%)
White	989 (64.5%)	22,170 (62%)	25,748 (60.7%)	9,674 (62%)	15,313 (74%)	3,341 (73.3%)	77,235 (64%)
Multiple/other	15 (1.0%)	142 (0.5%)	118 (0.3%)	33 (0.2%)	32 (0.2%)	4 (0.1%)	344 (0.3%)
Ethnicity missing/unspecified	7,387 (83%)	145,083 (81%)	144,184 (78%)	40,098 (75%)	41,098 (72%)	7,678 (57%)	385,528 (78%)
Ethnicity specified	1,543 (17%)	34,855 (19%)	39,538 (22%)	13,550 (25%)	16,299 (28%)	5,848 (43%)	111,633 (22%)
Among those with ethnicity specified							
Hispanic/Latino	500 (32%)	8,637 (25%)	7,508 (19%)	1,603 (12%)	1,318 (8%)	678 (12%)	20,244 (18%)
Non-Hispanic/Latino	1,043 (68%)	26,218 (75%)	32,030 (81%)	11,947 (88%)	14,981 (92%)	5,170 (88%)	91,389 (82%)

More U.S. COVID-19 Data from CDC

COVIDView

A weekly surveillance summary of U.S. COVID-19 activity. The report summarizes and interprets key indicators including information related to COVID-19 outpatient visits, emergency department visits, hospitalizations and deaths, as well as laboratory data.

Cases & Surveillance

This website features links to different CDC data platforms, FAQs about data and surveillance, and highlights recent data reports.

CDC Coronavirus Interactive



CDC Coronavirus Interactive is a website that allows users to interact with a variety of data on COVID-19 that is updated daily. The site presents data using visual dashboards that include interactive maps, graphs and other visuals. It is being developed in phases. The first phase showcases data on U.S. cases and deaths of COVID-19 and social impacts of COVID-19 disease.

Previous U.S. COVID-19 Case Data

CDC has moved the following information to the [Previous U.S. COVID-19 Case Data](#)

- When did people in the U.S. get sick from COVID-19,
- How did people in the U.S. get COVID-19, and
- Cases of COVID-19 from Wuhan, China and the Diamond Princess cruise.

About the Data on This Page

1. State and local public health departments are now testing and publicly reporting their cases. In the event of a discrepancy between CDC cases and cases reported by state and local public health officials, data reported by states should be considered the most up to date.
2. As of April 14, 2020, CDC case counts and death counts include both confirmed and probable cases and deaths. This change was made to reflect an [interim COVID-19 position statement](#)   issued by the Council for State and Territorial Epidemiologists on April 5, 2020. The position statement included a case definition and made COVID-19 a nationally notifiable disease.

A confirmed case or death is defined by meeting confirmatory laboratory evidence for COVID-19. A probable case or death is defined by i) meeting clinical criteria AND epidemiologic evidence with no confirmatory laboratory testing performed for COVID-19; or ii) meeting presumptive laboratory evidence AND either clinical criteria OR epidemiologic evidence; or iii) meeting vital records criteria with no confirmatory laboratory testing performed for COVID-19.

3. Self-reported by health department characterizing the level of community transmission in their jurisdiction as: "Yes, widespread" (defined as: widespread community transmission across several geographical areas); "Yes, defined area(s)" (defined as: distinct clusters of cases in a, or a few, defined geographical area(s)); "Undetermined" (defined as: 1 or more cases but not classified as "Yes" to community transmission); or "N/A" (defined as: no cases).

4. Case notifications were received by CDC from U.S. public health jurisdictions and the National Notifiable Diseases Surveillance System (NNDSS).

Related Pages

[Previous U.S. COVID-19 Case Data](#)

[FAQ: COVID-19 Data and Surveillance](#)

[Testing in the U.S.](#)

[World Map](#)

[Health Departments](#)

Page last reviewed: April 17, 2020

Content source: [National Center for Immunization and Respiratory Diseases \(NCIRD\), Division of Viral Diseases](#)